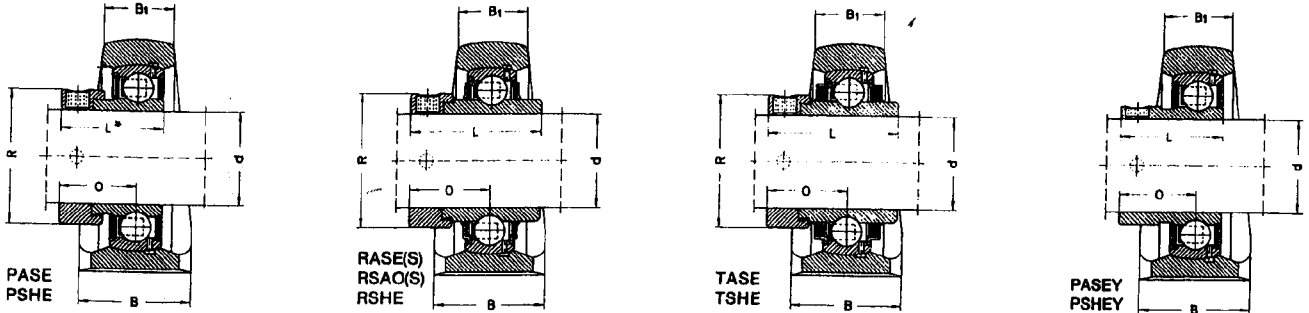




Paliers à semelle avec corps en fonte



PASE
RASE(S)
RSAO(S)
TASE
PASEY
RASEY



PSHE
RSHE
TSHE
PSHEY
RSHEY



d	Mas-se kg	Charges de base		Désignations	
		dyn. C N	stat. C ₀ N	Palier	Corps / Roulement
25	0.64	14000	7800	PASE 25	ASE 05 / GRAE 25 NPPB
	0.70	14000	7800	RASE 25	ASE 05 / GE 25 KRRB
	0.70	14000	7800	TASE 25	ASE 05 / GE 25 KPPB 3
	0.61	14000	7800	PASEY 25	ASE 05 / GAY 25 NPPB
	0.65	14000	7800	RASEY 25	ASE 05 / GYE 25 KRRB
	0.60	14000	7800	PSHE 25	SHE 05 / GRAE 25 NPPB
	0.66	14000	7800	RSHE 25	SHE 05 / GE 25 KRRB
	0.66	14000	7800	TSHE 25	SHE 05 / GE 25 KPPB 3
	0.57	14000	7800	PSHEY 25	SHE 05 / GAY 25 NPPB
	0.61	14000	7800	RSHEY 25	SHE 05 / GYE 25 KRRB

	+ 60	+ 78	+ 98	+ 120	+ 149	+ 180	+ 220
	+ 20	+ 30	+ 40	+ 50	+ 65	+ 80	+ 100
	+ 16	+ 22	+ 28	+ 34	+ 41	+ 50	+ 60
	+ 6	+ 10	+ 13	+ 16	+ 20	+ 25	+ 30
	+ 8	+ 12	+ 14	+ 17	+ 20	+ 25	+ 29
	+ 2	+ 4	+ 5	+ 6	+ 7	+ 9	+ 10

RAJES	3 inches	3.16 inches	4 x 10	10 x 16	18 x 30	30 x 50
	- 14	- 20	- 25	- 32	- 40	- 50
	- 24	- 32	- 40	- 50	- 61	- 75
	- 14	- 20	- 25	- 32	- 40	- 50
	- 28	- 38	- 47	- 59	- 73	- 89
	- 14	- 20	- 25	- 32	- 40	- 50
	- 39	- 50	- 61	- 75	- 92	- 112
	- 6	- 10	- 13	- 16	- 20	- 25
	- 12	- 18	- 22	- 27	- 33	- 41
	- 6	- 10	- 13	- 16	- 20	- 25
	- 16	- 22	- 28	- 34	- 41	- 50
	- 6	- 10	- 13	- 16	- 20	- 25
	- 20	- 28	- 35	- 43	- 53	- 64
	- 2	- 4	- 5	- 6	- 7	- 9
	- 6	- 9	- 11	- 14	- 16	- 20
	- 2	- 4	- 5	- 6	- 7	- 9
	- 8	- 12	- 14	- 17	- 20	- 25